



## SIX WHEEL CONVERSION (6x6) - SUITS HILUX 8GEN

Convert the Toyota Hilux 4x4 to a Multidrive Technology 6x6 and benefit from massive load carrying capacity. Enjoy improved and predictable handling characteristics whilst remaining safe and legal. Whatever the conditions – heavy loads, towing, or rough off-road tracks – Multidrive Technology drives your payload further!

The 6x6 conversion to suit the 2015+ Toyota Hilux (all cab variants) provides payload capacity up to approx. two tonnes and usable towing capacity up to 3000kg. The result is one serious vehicle. This conversion maximises payload, whilst retaining a light vehicle licence.

Developed precisely via 3D CAD modelling, FEA verification, and driven by 30+ years of refinement, this conversion is fully approved via independent third-party consulting engineers. Our dedicated production facilities ensure quality conformance on every conversion and a lengthy warranty period to guarantee confidence.

Multidrive Technology offer both pre-registration fitment under Second Stage Manufacture (SSM) compliance approval, or post-registration fitment via Vehicle Assessment Signatory Scheme (VASS) Engineering Certificate. Assurance is guaranteed that such a significant modification is properly applied against every vehicle.

Our six-wheel conversion range is a premium offering that provides an exceptionally heavy-duty base upon which to fulfil your total vehicle build requirements. We may assist also to incorporate other required accessories.

To find out more, please visit our website.



### MODEL APPLICABILITY

Toyota Hilux 8Gen (All Cab Variants) from 2015+



### WEIGHT RATING

GVM	4490kg
BTC	3500kg
GCM	7200kg
RAC	1700kg / 1700kg
FAC	1515kg
TARE	2500kg / 2600kg (approx. SC / EC)



### RAISED HEIGHT

Front	50mm
Rear	70mm
Approx. unladen heights only	



### TYRE/WHEEL SIZE

265/65R17 / 17X7.5J / +30	(OEM)
265/60R18 / 18X7.5J / +30	(OEM)
225/70R17 / 17x6J / +50	(OEM)
*refer state reg's for allowable deviation	



### KEY FEATURES

3D CAD designed & FEA verified  
Independently Engineer approved  
Suits up to 3800mm tray on SC (not included)  
Suits up to 3300mm tray on EC (not included)  
Suits up to 3000mm tray on DC (not included)  
Additional options available



### COMPONENTS

Entire replacement rear chassis section  
Load share rear leaf suspension  
Patented chassis-mounted power divider  
Hybrid full float mid and rear diff housing  
Forged single-piece flanged axle shafts  
Custom-fit fuel tank  
HD tail shaft set  
CNC formed hard brake lines  
OEM-style wiring harnesses  
OEM e-Locker to rear diff (as required)



### WARRANTY

Retail	3 years / 100,000km
Fleet	3 years / 100,000km






### APPROVAL

SSM approval 48546 (4490kg – NB1 Cat.)



### OTHER SERVICE OPTIONS



RRP \$ [ENQUIRE] installed\*

\*compliance/engineering additional  
\*Trade/Dealer/Fleet pricing available



Multidrive Technology

25 Hume Reserve Crt Bell Park, VIC 3215  
03 5240 7150